


PLAKA – WALL TIES
N°10 wall ties for timber frame
REF 02.05.10 - Version V01 - 10/08/2020



Description



The masonry tie for timber frames is straight and has a threaded end, allowing anchoring in the interior wooden structure. The tie has a wood thread and screws directly into the frame. Anchoring in the masonry is ensured by the wave at its other end.

Application fields

- Anchoring of brickwork facades in the case of cavity walls with a wooden interior wall.


Dimensions and properties

Propriétés	
Material tie	- Steel wire, hot dipped galvanized (50-70 gr/m ²) - (MX1) - Steel wire in stainless steel A2 - (MX3) - Steel wire in stainless steel A4 - (MX4)
Diameter tie	Ø 4 mm
Length tie	Different lengths available depending on the width of the cavity
Design:	
Interior wall end	Fitted with threading and a point for anchoring in wood
Exterior wall end	Wave




Technical Advice

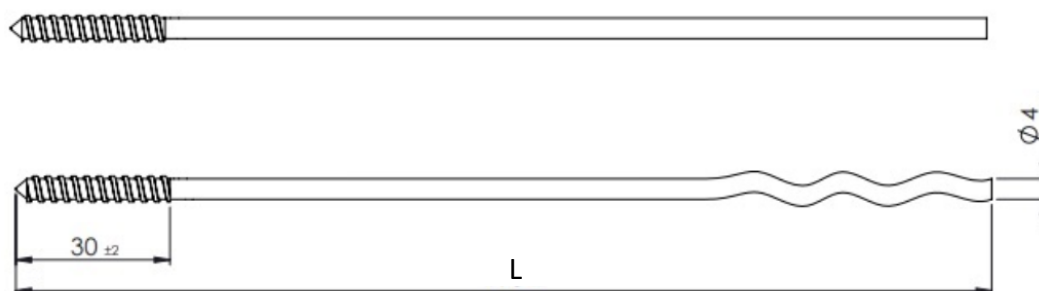
- The length is determined by the width of cavity. Ensure the wall ties are anchored deeply enough at both ends.
- The Eurocode recommends using stainless steel wall ties (MX3 exposure class).
- Quantity: as specified by the stability engineer (Calculation imposed by Eurocode 6 - NBN EN 1996-1-1 with a minimum 5 p/m² as per the Belgian National Annex)

PLAKA – WALL TIES
N°10 wall ties for timber frame
REF 02.05.10 - Version V01 - 10/08/2020



Types / Packaging / Dimensions


Dimensions						
Description + image	ϕ (mm) x L(mm)	Anchoring depth in the interior wood structure	Anchoring depth in the facade brickwork	p/Box	Kg/100	Code
 Galvanized	4 X 160	30 mm	40- 80mm	250	1,83	BOUB160
	4 X 190	30 mm	40- 80mm	250	2,11	BOUB190
	4 X 220	30 mm	40- 80mm	250	2,35	BOUB220
	4 X 250	30 mm	40- 80mm	250	2,60	BOUB250
	4 X 300	30 mm	40- 80mm	250	3,00	BOUB300
	4 X 350	30 mm	40- 80mm	250	3,45	BOUB350
	4 X 400	30 mm	40- 80mm	250	3,95	BOUB400
 Stainless steel A2	4 X 160	30 mm	40- 80mm	250	1,63	BOUBA2160
	4 X 180	30 mm	40- 80mm	250	1,83	BOUBA2180
	4 X 210	30 mm	40- 80mm	250	2,11	BOUBA2210
	4 X 235	30 mm	40- 80mm	250	2,35	BOUBA2235
	4 X 250	30 mm	40- 80mm	250	2,50	BOUBA2250
	4 X 300	30 mm	40- 80mm	250	3,00	BOUBA2300
	4 X 350	30 mm	40- 80mm	250	3,45	BOUBA2350
	4 X 400	30 mm	40- 80mm	250	3,95	BOUBA2400
 Stainless steel A4	4 X 300	30 mm	40- 80mm	250	3,00	BOUB300A4







©Copyright protected

This sheet, written with great care, supersedes all previous versions. The technical information on the design, models, illustrations, design values and specifications are believed to be accurate. We make no warranties (expressed or implied) as to its accuracy and assumes no liability in connection with non suitable use of this product. We reserve the right to modify the contents of this form without prior notice.

PLAKA – WALL TIES
N°10 wall ties for timber frame
REF 02.05.10 - Version V01 - 10/08/2020




Accessoires

Accessoires				
Description + image	Dimensions	p/Box	Weight	Code
 SCREWDRIVER BIT	L = 120mm For ties ϕ 4mm with wood thread and waved end	1	0,10 kg/1	BOUNIV04
 DUPFIX 1	ϕ 100 mm For ties ϕ 3 à 5 mm Insulation clip for soft insulation	250	0,39 Kg/100	RS5529
 DUPFIX 2	ϕ 60 mm For ties ϕ 3 à 5 mm Insulation clip for hard insulation	250	0,34 Kg/100	RS5526
 Drip ring	ϕ 25 mm For ties ϕ 3 à 5 mm	250	0,07 Kg/100	RS5010

Installation

- Screw the wall tie into the wooden support structure using a screwdriver bit.
- If applicable, add an insulation clip directly against the insulation.
- Install the wall ties in a downward angle outward to avoid water from passing towards the loadbearing wall, or add a drip ring on the hook before the installation.
- The wall ties will then be placed into the mortar joints of the facing walls. Thanks to the ties wave at its free end, this end does not need to be bended into the masonry joint.



©Copyright protected

This sheet, written with great care, supersedes all previous versions. The technical information on the design, models, illustrations, design values and specifications are believed to be accurate. We make no warranties (expressed or implied) as to its accuracy and assumes no liability in connection with non suitable use of this product. We reserve the right to modify the contents of this form without prior notice.