

Plaka dBreak

Improving the acoustic properties of concrete and brickwork structures





We are one team. **We are Leviat.**

Leviat is the new name of CRH's construction accessories companies worldwide.

Under the Leviat brand, we are uniting the expertise, skills and resources of Plaka and its sister companies to create a world leader in fixing, connecting and anchoring technology.

The products you know and trust, including Plaka, will remain an integral part of Leviat's comprehensive brand and product portfolio. As Leviat, we can offer you an extended range of specialist products and services, greater technical expertise, a larger and more agile supply chain and better, faster innovation.

By bringing together CRH's construction accessories family as one global organisation, we are better equipped to meet the needs of our customers, and the demands of construction projects, of any scale, anywhere in the world.

This is an exciting change. Join us on our journey.

Read more about Leviat at [Leviat.com](https://www.leviat.com)



Our product brands include:

Ancon


HALFEN

PLAKA



60
locations


sales in
30+
countries

3000
people worldwide

Imagine. Model. Make.

Leviat.com

These acoustic cavity ties have been designed for situations where connections between building elements are necessary for the strength of the structure and where sound and/or vibration insulation are required.



Sound and vibrations from outside (traffic, wind ...) affect the outer walls. They are transferred to the inner structure via the cavity ties. The energy that enters the inner walls and floor slabs spreads throughout the building in the form of air-transmitted sound. Just replacing the metallic cavity ties with sound-damping ties is enough to obtain acoustic separation. The mass-spring-damper principle can be met much better by replacing the classic cavity ties with acoustic cavity ties. The natural frequency of our cavity ties is about approx. 15 Hz. This therefore means that they can provide acoustic insulation for frequencies from 21 Hz ($15\text{Hz} \times \sqrt{2}$) corresponding to the lower limit of audible sound.

Uses

- Decoupling of outer façades when outside noise is significant
- Party walls on terraced houses
- Cavity walls in apartments
- Decoupling from noisy inner rooms

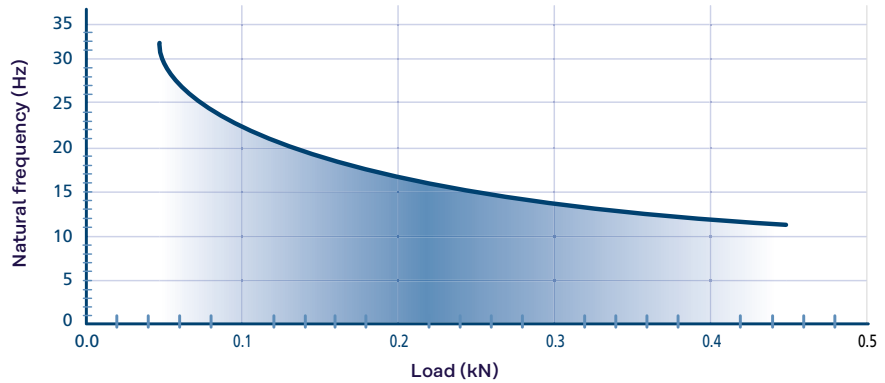
Minimum cavity width = 45 mm for the L-shaped holder
 = 35 mm for the U-shaped holder



Plaka dBreak Acoustic cavity ties

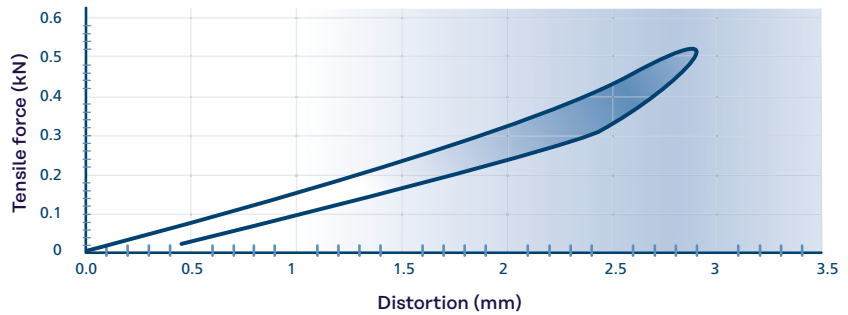
Characteristics

Resonance frequency



- Maximum working load: 500 N
- Breaking strain: 1920 N

Charge



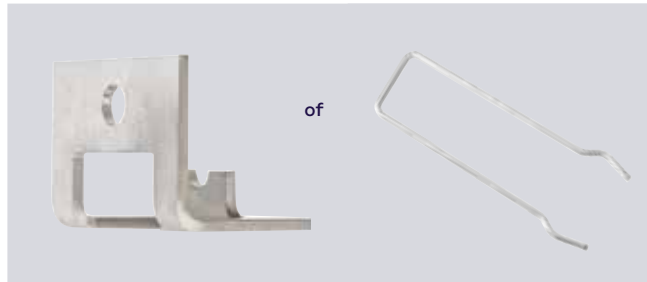
- Distortion as a result of an axial tensile or pressure force: see graph

Installation

The acoustic block, the steel holder and the cavity tie will be delivered to the site separately.




Dimensions of acoustic block 30 x 30 x 25 mm.
Material: cork and elastomer reinforced with Kevlar fibres.
Code: HUCACD 3030254



Stainless steel L-shaped holder 3 mm thick.
Code: HUCALI 240403




Steel U-shaped holder Ø 3 mm.
Code: HUCAUI 2003



Cavity tie Ø 4 mm in stainless steel bent at one end. The length of the cavity tie is adjusted in relation to the building situation.
Code: HUCACI 2420040 or HUCACI 2425040


Installation step 1

Slide the acoustic block up to the upright lip on the steel L-shaped holder. Or push the block into the U-shaped holder up to the end.



Installation step 2

Fix the L-shaped holder with the acoustic block to the wall or floor slab or brick in the U-shaped holder.



Attaching with M8 threaded rod + chemical anchoring



Attaching with FSA bolt M8



Attaching with wood screw



Incorporating U-shaped holder in brickwork joints

Installation step 3

Slide the bent end of the cavity tie into the acoustic block opening. The other end of the cavity tie is placed in the brick work joint and bent at the appropriate point to form a good bond.

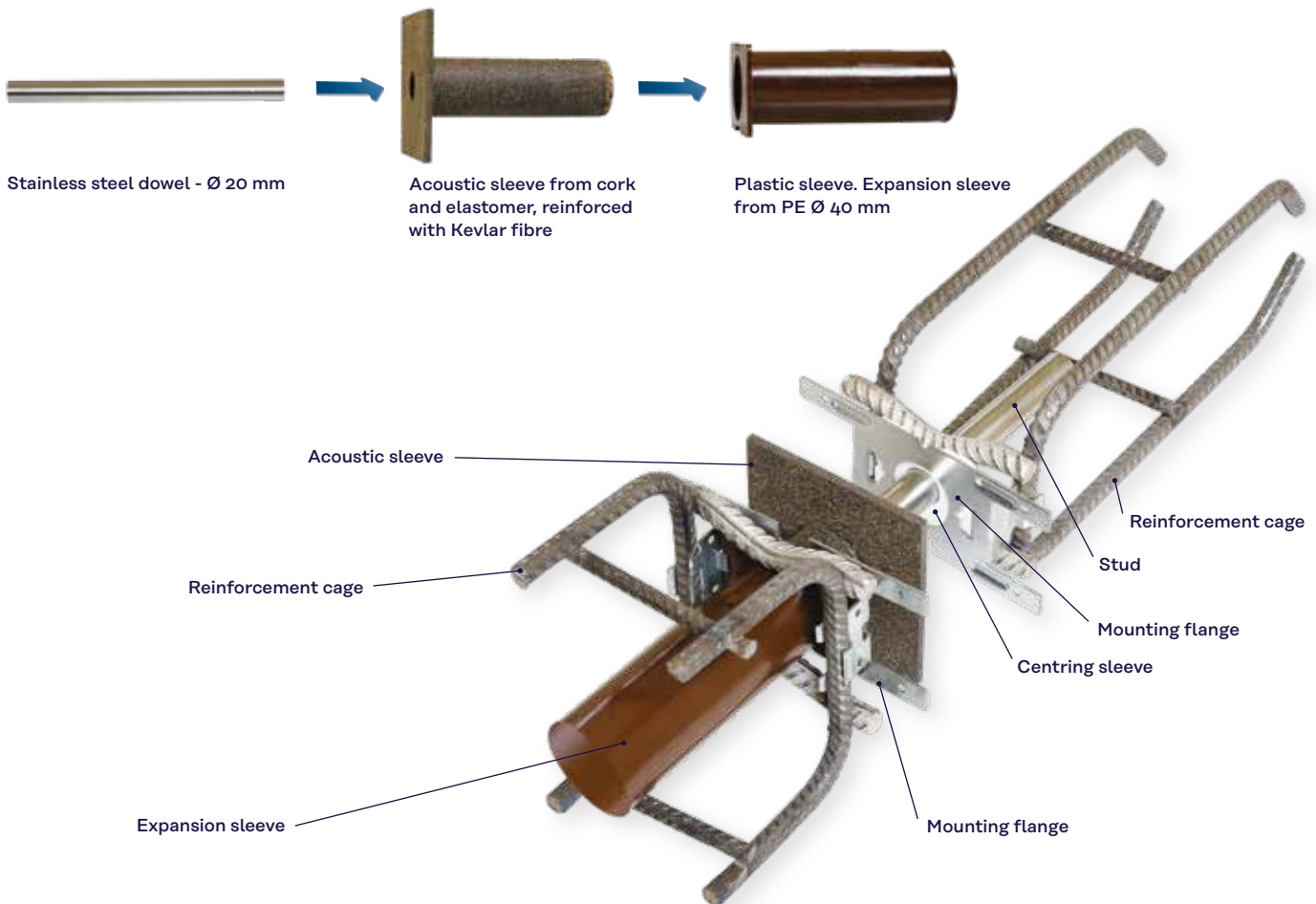


The end of the cavity tie must be visible along the underside of the acoustic block



Plaka dBreak Acoustic Titan dowels

Dowels for the absorption of shear force with acoustic insulation $\Delta L_w = 34$ tot 36 dB



Use



Acoustic separation of stairways and lift shafts

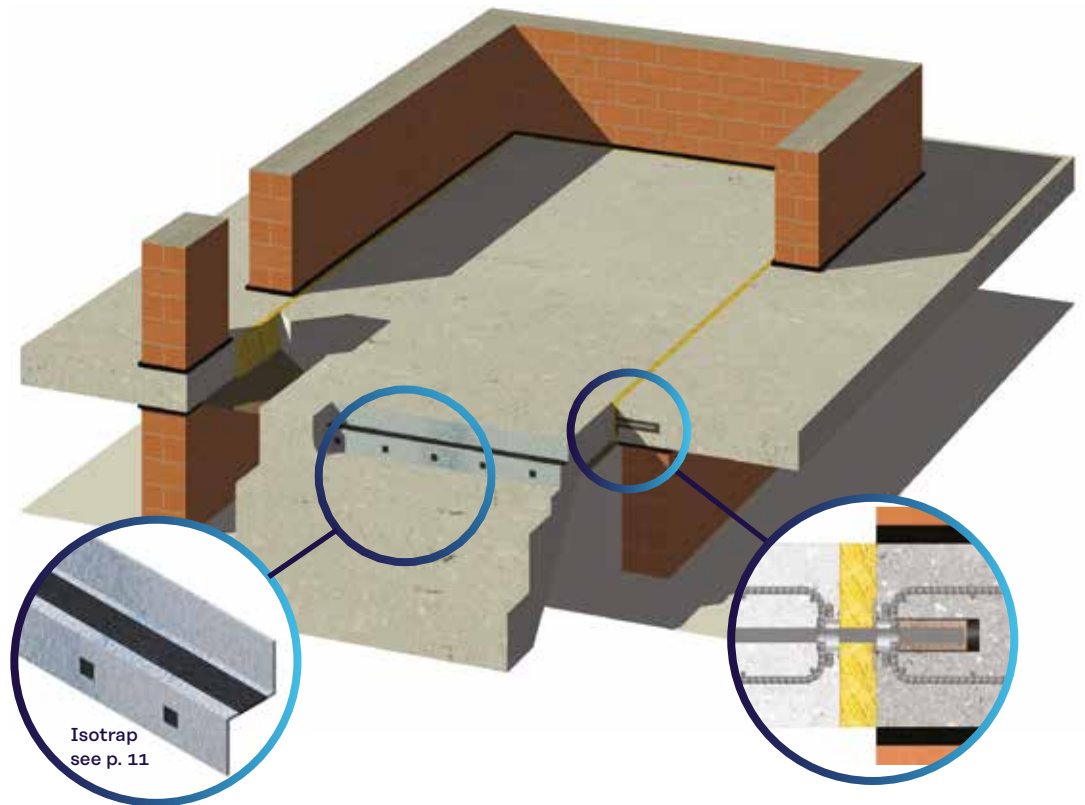
Vibrations caused by stairs and in lift shafts will unavoidably spread to adjacent structures, for want of elastic decoupling. In order to combat this vibration transfer, stairways and lift shafts can be separated from the adjacent structure by means of a joint filled with a sound-absorbing material (mineral wool, ...)

The joint has acoustic Titan dowels to make load transfer around the joint possible. This way the shear forces are absorbed and the acoustic decoupling remains safeguarded. A PE expansion sleeve is placed in the concrete during the first concreting phase which allows a metal rod – called a dowel – to be introduced. An acoustic insulation bushing can be found in the PE expansion sleeve. This sleeve

is manufactured from 10 mm thick vibration-damping Kevlar-reinforced cork-rubber elastomer material. The sound waves transferred via the concrete in the stairways and lift shafts are systematically dampened. This way an important reduction in the transfer of contact noise can be obtained. The forces absorbed by the dowel are transferred to the concrete via the integrated Titan reinforcement cage. Several shear forces can be absorbed.

The shape of the reinforcement cage is adjusted according to the construction situation (floor slab-wall or floor slab-floor slab; see Titan dowels brochure).

Plaka dBreak Acoustic Titan dowels

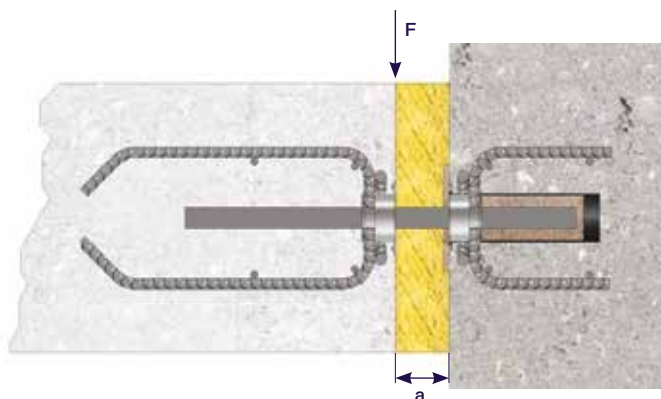


Other uses

- External galleries: acoustic and thermal separation from the building
- Floors: Isolate the whole floor for special applications i.e. theatres, party rooms ...

Dimensioning

Permissible load on the acoustic dowel
 = 20 kN for joint openings $a \leq 2$ cm
 = 10 kN for $2 < a < 4$ cm



Plaka dBreak Acoustic Titan dowels

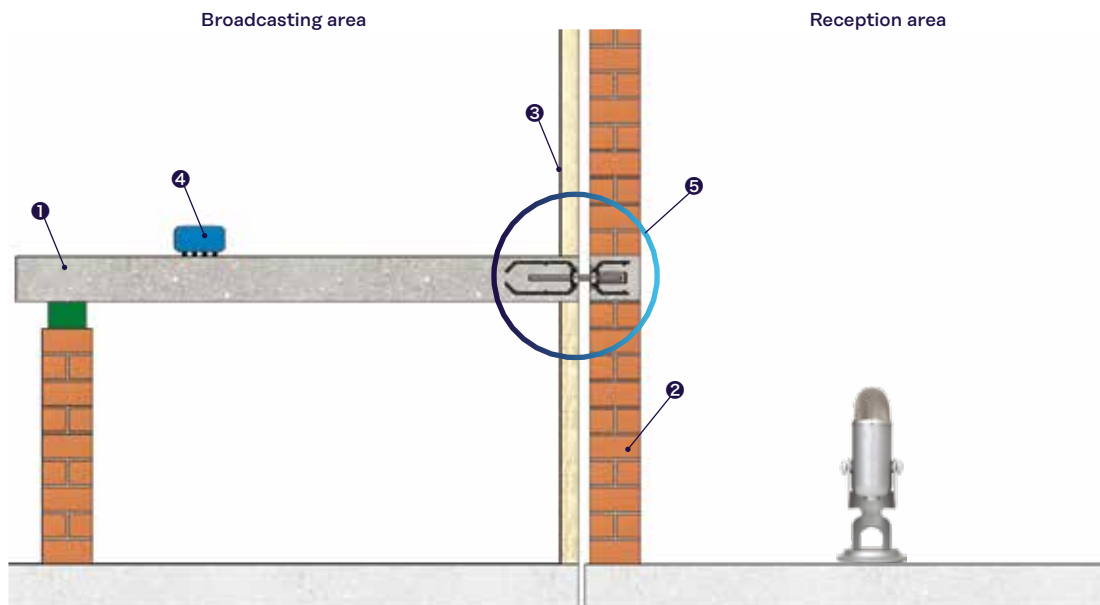
Implemented tests

1) Specification of the reduction in the lateral contact noise insulation ΔL_w

The contact noise reduction due to the use of the dowels is evaluated by means of calculating the difference between the contact noise level transferred through a rigid reference connection ($L_{n,w,o}$) and the contact noise level through the dowels ($L_{n,w}$):

$$\Delta L_w = L_{n,w,o} - L_{n,w}$$

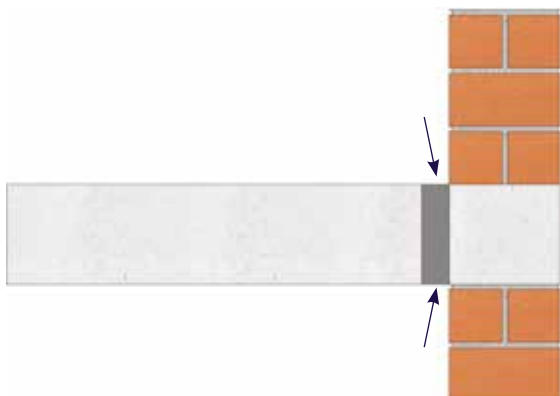
Test set-up for determining $L_{n,w}$



- ① Reinforced concrete floor slab $d = 18$ cm.
- ② Brick wall $d = 19$ cm.
- ③ Wall lining.
- ④ Standard rotary hammer drill.
- ⑤ Acoustic Titan dowel.

Test set-up for determining $L_{n,w,o}$

The joint is filled with mortar to make a rigid connection.

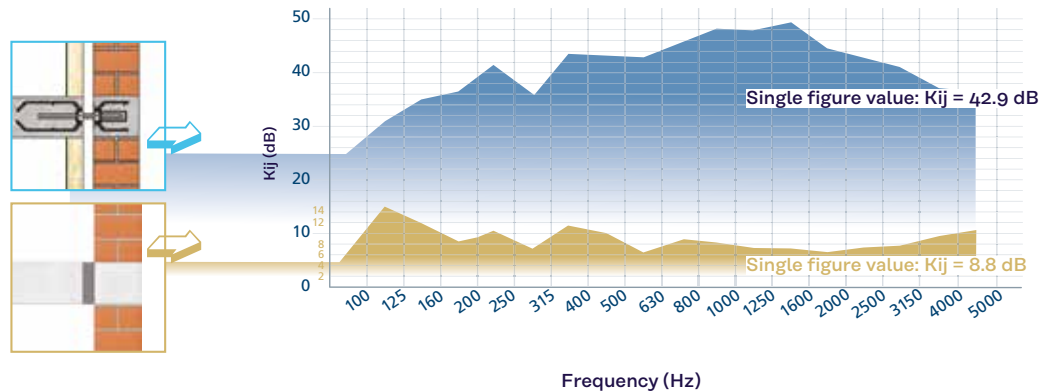


Plaka dBreak Acoustic Titan dowels

2) Measuring the vibration reducing index Kij

Tested connection

A T-connection made from a horizontally loaded reinforced concrete slab attached to a vertical brick wall by Titan acoustic dowels.

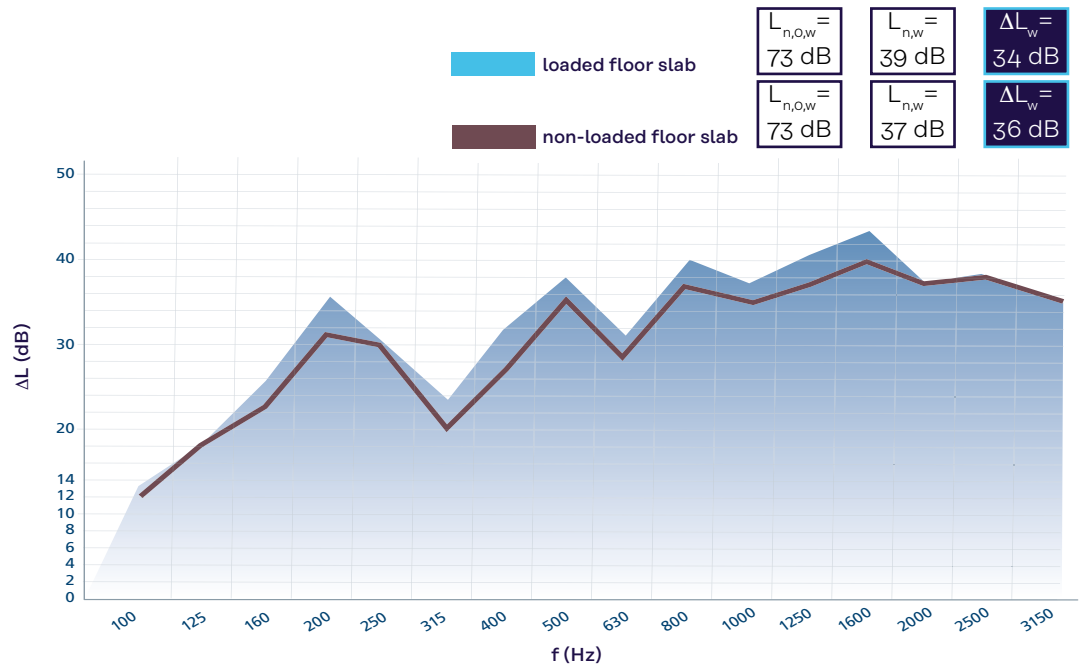


Reference connection

A rigid T-connection made from a horizontal reinforced concrete slab clamped into a vertical brick wall.

Result

The vibration reduction for a T-connection with Titan acoustic dowels is at least 34 dB more than for a rigid T-connection.



In the graph above we can see that the low frequency contact noise level reduction is 20 to 30 dB, this is very exceptional. Values of even more than 40 dB are achieved for the high frequencies. The weighted contact noise level reduction ΔL_w is between 34 and 36 dB. Contact noise reduction for the loaded floor slab is slightly more because the elastomer is working in its optimal load zone (where its natural frequency is the lowest).

Plaka dBreak Isotrap

Acoustic inlay for stairs



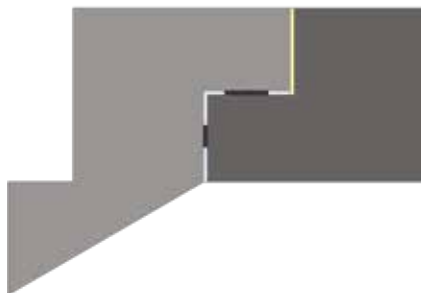
Characteristics

- Thickness: 10, 15 or 23 mm
- Central strip from recycled rubber granules
- PE foam

Types




TL-Z



TL-L



TL-F




Standard types (on 10 m rolls):

- TL-Z-1 - a = 75 mm, b = 475 mm
- maximal load = 22,5 kN/lm
- TL-Z-2 - a = 100 mm, b = 500 mm
- maximal load = 30,0 kN/lm

To size:

- TL-Z
- TL-L
- TL-F



Plaka dBreak Isotrap with Titan



Installation

The Isotrap is easy to bend and cut on site to construction requirements.

Additional fastening when there are horizontal loads

The acoustic separation is guaranteed by the cork-rubber sleeve.



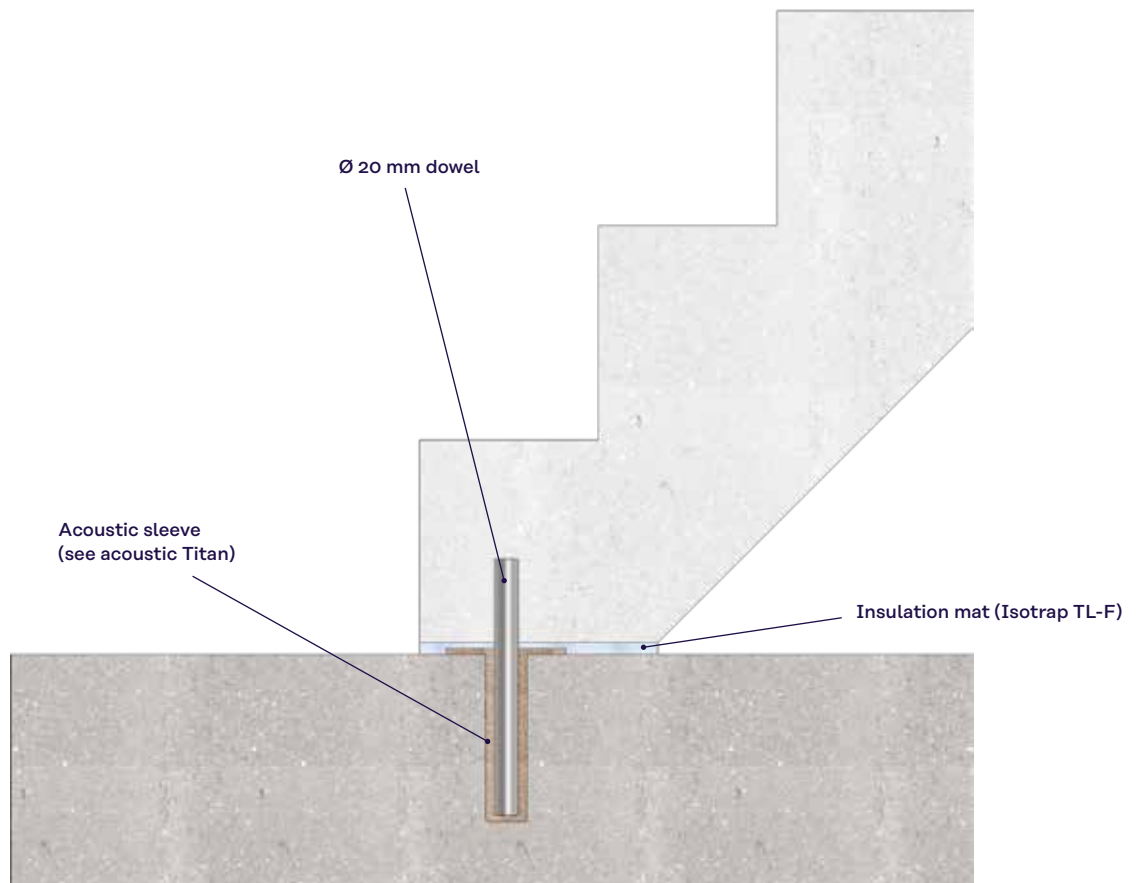
Type A: stainless steel dowel



Type B: galvanised steel dowel

Max. permissible horizontal load:

- 37 kN with 10 mm joint
- 32 kN with 15 mm joint
- 28 kN with 23 mm joint





Leviat[®]
A CRH COMPANY

Innovative engineered products and construction solutions that allow the industry to build safer, stronger and faster.



Worldwide contacts for Leviat:

Australia

Leviat
98 Kurrajong Avenue,
Mount Druitt Sydney, NSW 2770
Tel: +61 - 2 8808 3100
Email: info.au@leviat.com

Austria

Leviat
Leonard-Bernstein-Str. 10
Saturn Tower, 1220 Wien
Tel: +43 - 1 - 259 6770
Email: info.at@leviat.com

Belgium

Leviat
Industrielaan 2
1740 Ternat
Tel: +32 - 2 - 582 29 45
Email: info.be@leviat.com

China

Leviat
Room 601 Tower D, Vantone Centre
No. A6 Chao Yang Men Wai Street
Chaoyang District
Beijing · P.R. China 100020
Tel: +86 - 10 5907 3200
Email: info.cn@leviat.com

Czech Republic

Leviat
Business Center Šafránková
Šafránková 1238/1
155 00 Praha 5
Tel: +420 - 311 - 690 060
Email: info.cz@leviat.com

Finland

Leviat
Vädursgatan 5
412 50 Göteborg / Sweden
Tel: +358 (0)10 6338781
Email: info.fi@leviat.com

France

Leviat
6, Rue de Cabanis
FR 31240 L'Union
Toulouse
Tel: +33 - 5 - 34 25 54 82
Email: info.fr@leviat.com

Germany

Leviat
Liebigstrasse 14
40764 Langenfeld
Tel: +49 - 2173 - 970 - 0
Email: info.de@leviat.com

India

Leviat
309, 3rd Floor, Orion Business Park
Ghodbunder Road, Kapurbawdi,
Thane West, Thane,
Maharashtra 400607
Tel: +91 - 22 2589 2032
Email: info.in@leviat.com

Italy

Leviat
Via F.lli Bronzetti 28
24124 Bergamo
Tel: +39 - 035 - 0760711
Email: info.it@leviat.com

Malaysia

Leviat
28 Jalan Anggerik Mokara 31/59
Kota Kemuning, 40460 Shah Alam
Selangor
Tel: +603 - 5122 4182
Email: info.my@leviat.com

Netherlands

Leviat
Oostermaat 3
7623 CS Borne
Tel: +31 - 74 - 267 14 49
Email: info.nl@leviat.com

New-Zealand

Leviat
2/19 Nuttall Drive, Hillsborough,
Christchurch 8022
Tel: +64 - 3 376 5205
Email: info.nz@leviat.com

Norway

Leviat
Vestre Svanholmen 5
4313 Sandnes
Tel: +47 - 51 82 34 00
Email: info.no@leviat.com

Philippines

Leviat
2933 Regus, Joy Nostalg,
ADB Avenue
Ortigas Center
Pasig City
Tel: +63 - 2 7957 6381
Email: info.ph@leviat.com

Poland

Leviat
Ul. Obornicka 287
60-691 Poznan
Tel: +48 - 61 - 622 14 14
Email: info.pl@leviat.com

Singapore

Leviat
14 Benoi Crescent
Singapore 629977
Tel: +65 - 6266 6802
Email: info.sg@leviat.com

Spain

Leviat
Polígono Industrial Santa Ana
c/ Ignacio Zuloaga, 20
28522 Rivas-Vaciamadrid
Tel: +34 - 91 632 18 40
Email: info.es@leviat.com

Sweden

Leviat
Vädursgatan 5
412 50 Göteborg
Tel: +46 - 31 - 98 58 00
Email: info.se@leviat.com

Switzerland

Leviat
Grenzstrasse 24
3250 Lyss
Tel: +41 - 31 750 3030
Email: info.ch@leviat.com

United Kingdom

Leviat
President Way, President Park,
Sheffield, S4 7UR
Tel: +44 - 114 275 5224
Email: info.uk@leviat.com

United States of America

Leviat
6467 S Falkenburg Rd.
Riverview, FL 33578
Tel: (800) 423-9140
Email: info.us@leviat.us

For countries not listed:

Email: info@leviat.com

Leviat.com

Notes regarding this brochure

© Protected by copyright. The construction applications and details provided in this publication are indicative only. In every case, project working details should be entrusted to appropriately qualified and experienced persons. Whilst every care has been exercised in the preparation of this publication to ensure that any advice, recommendations or information is accurate, no liability or responsibility of any kind is accepted by Leviat for inaccuracies or printing errors. Technical and design changes are reserved. With a policy of continuous product development, Leviat reserves the right to modify product design and specification at any time.



**For more information on our solutions,
please contact your Leviat Team:**

Belgium

Ternat

Industrielaan 2, 1740 Ternat

T: +32 (0)2 582 29 45 F: +32 (0)2 582 19 62

Schoten (Halfen)

Borkelstraat 131, 2900 Schoten

T: +32 (0)3 658 07 20 F: +32 (0)3 658 15 33

Visit our website:

plaka-solutions.com